

Signify Classified - Internal
Cooper Lighting Solutions Photometric Lab
1121 Highway 74 South
Peachtree City, GA 30269



Scaled data based on original data using
LM-79-08 Approved Method: Electrical and Photometric Measurements of Solid-
State Lighting Products

Test Report Prepared for
Cooper Lighting Solutions
(formerly Eaton)

Brand: STREETWORKS

Report Number: P867738

Luminaire Tested: **MEM2-HTN-SA-70-750-U-T4W-HSS**

Issue Date: 08/21/2024



Test Information

Test Method: LM-79-08
Report Number: P867738
Test Lab: INNOVATION CENTER(G3)
Issue Date: 08/21/2024
Manufacturer: COOPER LIGHTING SOLUTIONS (FORMERLY EATON)
Product Line: STREETWORKS
Catalog Number: MEM2-HTN-SA-70-750-U-T4W-HSS
Description: EPIC MODERN TALL HOUSING DISCRETE LED ARRAYS 70W 70CRI 5000K
FIXTURE w/ TYPE IV WIDE DISTRIBUTION OPTIC AND HOUSE SIDE SHIELD
Light Source: (20) 5000K CCT, 70 CRI LEDS
Ballast/Driver: ELECTRONIC DRIVER

Summary

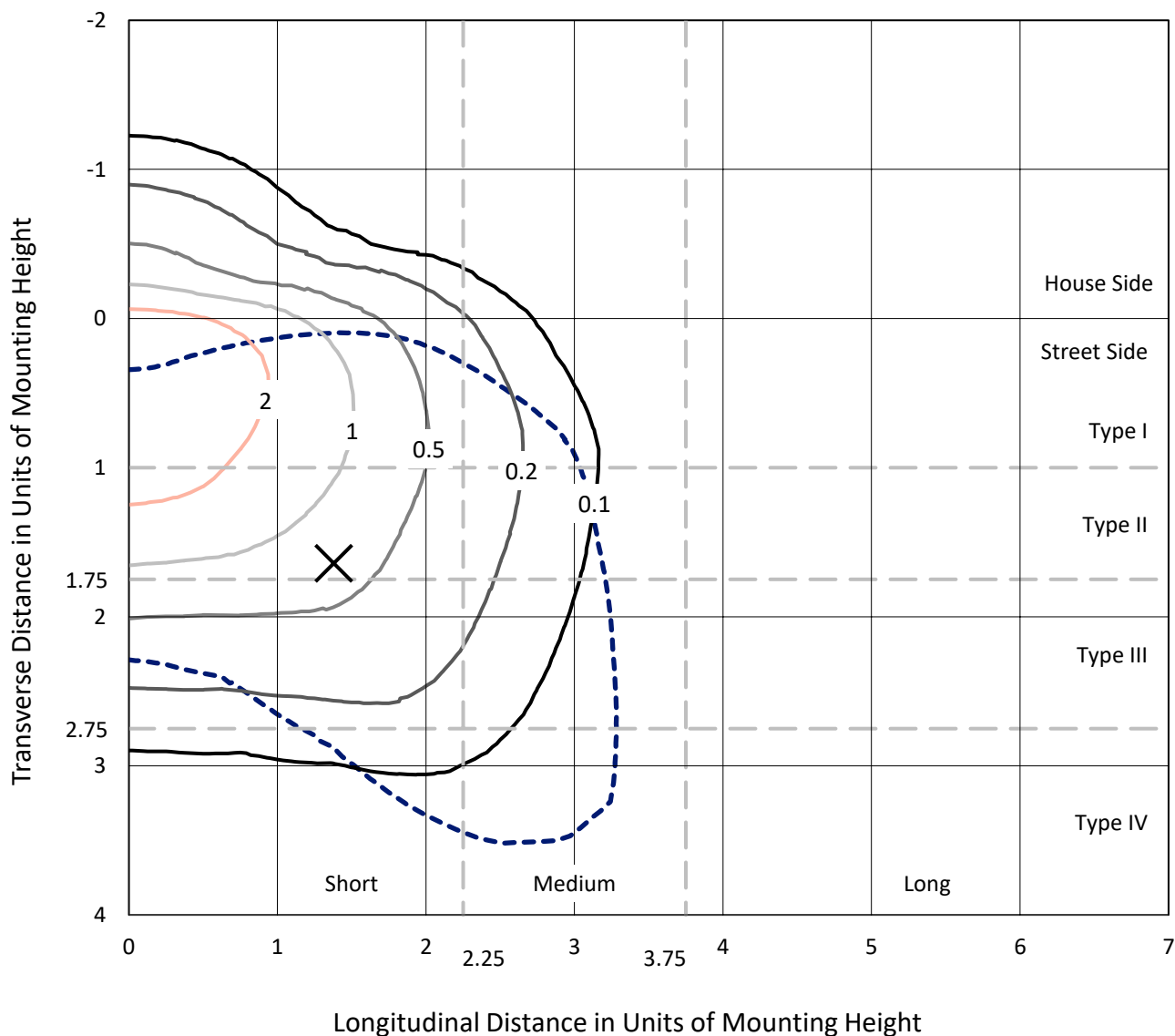
Lumens per Lamp: N/A
Luminaire Lumens: 6521.3 lumens
Efficiency: N/A
Efficacy: 106.9 lumens/watt
Luminous Opening: Rectangular (W 0.67' x L: 0.33' x H: 0')
IES Classification: Type IV - Short
BUG Rating: B1 - U0 - G2

Input Watts (W): 61
Input Voltage (V): 120
Input Current (A_{in}): NR
Voltage Rise (V): NR
Power Factor: 0.99
Total Harmonic Distortion (THDi): 9.89%
Frequency (hertz): 60
Stabilization Time: NR
Operation Time: NR
Ambient Temperature (°C): NR
Test Distance: 24 FT

REPORT NUMBER: P867738
 CATALOG NUMBER: MEM2-HTN-SA-70-750-U-T4W-HSS

Iso-Footcandle Lines of Horizontal Illumination

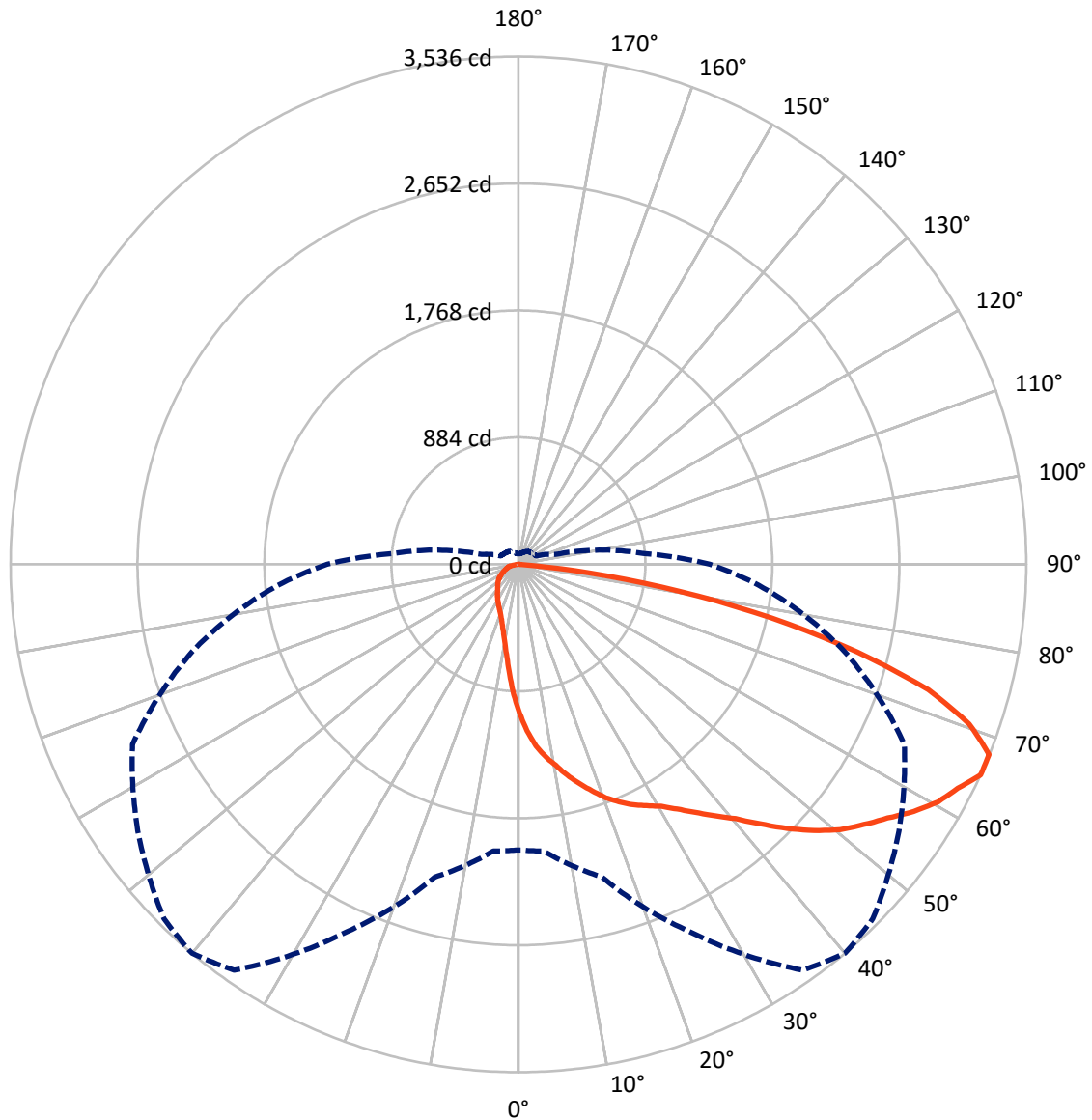
× Max cd
 - - - 1/2 Max cd



Based on 20 foot mounting height. Maximum calculated value = 3.8 fc
 Type IV - Short - N/A

REPORT NUMBER: P867738
CATALOG NUMBER: MEM2-HTN-SA-70-750-U-T4W-HSS

Luminous Intensity Polar Plot



— Vertical Plane Through 40-Deg Lateral - - - Horizontal Cone Through 65-Deg Vertical

REPORT NUMBER: P867738

CATALOG NUMBER: MEM2-HTN-SA-70-750-U-T4W-HSS

FLUX DISTRIBUTION:

		Downward	Upward	Total
House Side	Lumens	780.7	0.0	780.7
	% Fixture	12.0	0.0	12.0
Street Side	Lumens	5740.5	0.0	5740.5
	% Fixture	88.0	0.0	88.0
Total	Lumens	6521.3	0.0	6521.3
	% Fixture	100.0	0.0	100.0

ZONAL LUMENS:

Zone	Lumens	% Fixture
0°-10°	97.0	1.5
10°-20°	291.8	4.5
20°-30°	501.9	7.7
30°-40°	758.7	11.6
40°-50°	1109.4	17.0
50°-60°	1417.0	21.7
60°-70°	1414.1	21.7
70°-80°	829.2	12.7
80°-90°	102.2	1.6
90°-100°	0.0	0.0
100°-110°	0.0	0.0
110°-120°	0.0	0.0
120°-130°	0.0	0.0
130°-140°	0.0	0.0
140°-150°	0.0	0.0
150°-160°	0.0	0.0
160°-170°	0.0	0.0
170°-180°	0.0	0.0
0°-90°	6521.3	100.0
0°-180°	6521.3	100.0

Coefficient of Utilization



REPORT NUMBER: P867738

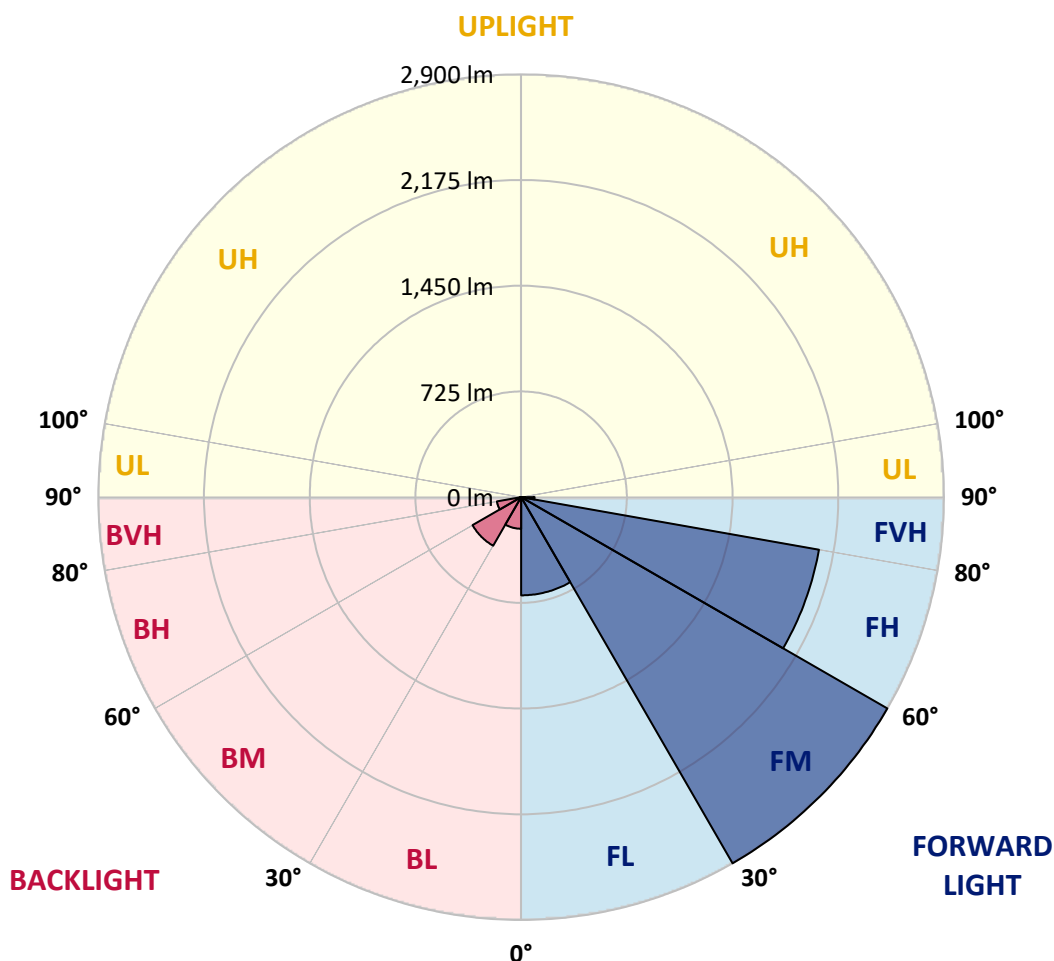
CATALOG NUMBER: MEM2-HTN-SA-70-750-U-T4W-HSS

LUMINAIRE CLASSIFICATION SYSTEM LUMEN TABLE AND BUG RATING:

Zone	Lumens	% Fixture	Zone Rating/Lumen Limit		
			B	U	G
FL (0°-30°)	673.6	10.3			
FM (30°-60°)	2900.4	44.5			
FH (60°-80°)	2074.3	31.8			G2/5000
FVH (80°-90°)	92.3	1.4			G1/100
BL (0°-30°)	217.2	3.3	B1/500		
BM (30°-60°)	384.7	5.9	B1/1000		
BH (60°-80°)	169.0	2.6	B1/500		G1/500
BVH (80°-90°)	9.8	0.2			G0/10
UL (90°-100°)	0.0	0.0		U0/0	
UH (100°-180°)	0.0	0.0		U0/0	

BUG Rating: B1-U0-G2

Type IV Short





REPORT NUMBER: P867738

CATALOG NUMBER: MEM2-HTN-SA-70-750-U-T4W-HSS

CANDELA DISTRIBUTION (FULL):

	0°	5°	15°	25°	35°	40°	45°	55°	65°	75°	85°
0°	1036.6	1036.6	1036.6	1036.6	1036.6	1036.6	1036.6	1036.6	1036.6	1036.6	1036.6
2.5°	1209.4	1203.9	1192.8	1183.6	1170.8	1159.8	1148.7	1128.5	1102.8	1080.7	1053.1
5°	1328.8	1319.7	1312.3	1301.3	1279.2	1270.0	1262.7	1220.4	1176.3	1130.3	1069.7
7.5°	1413.4	1420.7	1406.0	1389.5	1361.9	1350.9	1339.9	1297.6	1242.5	1176.3	1089.9
10°	1510.8	1512.6	1494.3	1474.0	1444.6	1422.6	1407.9	1356.4	1295.8	1222.2	1112.0
12.5°	1604.5	1604.5	1593.5	1564.1	1525.5	1505.3	1479.6	1420.7	1347.2	1260.8	1137.7
15°	1679.9	1683.6	1674.4	1652.3	1610.1	1582.5	1556.8	1488.7	1395.0	1305.0	1157.9
17.5°	1747.9	1746.1	1740.5	1720.3	1679.9	1657.8	1632.1	1556.8	1450.1	1339.9	1189.2
20°	1793.8	1793.8	1792.0	1781.0	1751.6	1735.0	1703.8	1624.8	1510.8	1391.3	1222.2
22.5°	1828.8	1826.9	1826.9	1828.8	1812.2	1795.7	1782.8	1703.8	1573.3	1435.4	1255.3
25°	1858.2	1856.3	1861.9	1865.5	1858.2	1854.5	1839.8	1779.1	1650.5	1486.9	1288.4
27.5°	1896.8	1902.3	1900.4	1900.4	1898.6	1902.3	1900.4	1849.0	1725.8	1542.0	1323.3
30°	1957.4	1966.6	1961.1	1953.7	1953.7	1955.6	1964.8	1931.7	1814.1	1610.1	1361.9
32.5°	2098.9	2089.8	2051.2	2025.4	2029.1	2030.9	2040.1	2021.8	1902.3	1687.2	1402.4
35°	2260.7	2249.7	2207.4	2148.6	2128.4	2121.0	2119.2	2108.1	1997.9	1770.0	1450.1
37.5°	2470.2	2473.9	2411.4	2326.9	2266.2	2220.3	2211.1	2187.2	2080.6	1845.3	1499.8
40°	2683.4	2668.7	2615.4	2532.7	2413.2	2328.7	2301.1	2268.0	2174.3	1924.3	1547.6
42.5°	2889.3	2861.7	2791.9	2701.8	2562.1	2470.2	2407.7	2365.5	2260.7	2010.7	1593.5
45°	3157.6	3078.6	2953.6	2872.7	2698.1	2622.8	2565.8	2472.1	2363.6	2097.1	1648.6
47.5°	3369.0	3216.4	3102.5	3067.6	2839.6	2769.8	2718.3	2587.8	2468.4	2194.5	1705.6
50°	3330.4	3236.6	3209.1	3177.8	2946.2	2904.0	2856.2	2720.2	2575.0	2297.4	1760.8
52.5°	3231.1	3242.2	3277.1	3223.8	3040.0	3010.6	2979.3	2861.7	2681.6	2382.0	1810.4
55°	3152.1	3174.2	3267.9	3251.3	3152.1	3119.0	3097.0	3001.4	2784.5	2459.2	1852.7
57.5°	3008.7	2990.4	3108.0	3299.1	3271.6	3245.8	3223.8	3148.4	2889.3	2514.3	1880.2
60°	2782.7	2714.7	2872.7	3240.3	3354.3	3357.9	3345.1	3258.7	2973.8	2514.3	1865.5
62.5°	2464.7	2400.4	2595.2	3043.7	3398.4	3433.3	3426.0	3297.3	3010.6	2459.2	1808.6
65°	1988.7	2003.4	2255.2	2821.3	3449.8	3536.2	3490.3	3234.8	2964.6	2352.6	1679.9
67.5°	1588.0	1632.1	1858.2	2532.7	3426.0	3534.4	3470.1	3058.4	2768.0	2203.7	1483.2
70°	1253.5	1282.9	1470.4	2143.1	3216.4	3330.4	3249.5	2788.2	2435.3	1974.0	1233.3
72.5°	979.6	1007.2	1167.1	1714.8	2852.5	2984.8	2883.8	2424.3	2019.9	1674.4	979.6
75°	744.4	764.6	884.1	1321.5	2271.7	2437.1	2363.6	1940.9	1577.0	1325.2	749.9
77.5°	479.7	507.3	641.4	926.3	1604.5	1803.0	1812.2	1450.1	1134.0	957.6	551.4
80°	318.0	329.0	411.7	602.9	987.0	1141.4	1194.7	979.6	724.2	610.2	397.0
82.5°	132.3	147.0	196.7	303.3	494.4	496.2	567.9	413.5	294.1	259.2	167.3
85°	3.7	7.4	5.5	14.7	12.9	20.2	23.9	33.1	23.9	25.7	25.7
87.5°	0.0	0.0	1.8	1.8	3.7	3.7	3.7	3.7	3.7	5.5	3.7
90°	0.0	0.0	0.0	0.0	0.0	0.0	0.0	0.0	0.0	0.0	0.0



REPORT NUMBER: P867738

CATALOG NUMBER: MEM2-HTN-SA-70-750-U-T4W-HSS

CANDELA DISTRIBUTION (continued):

	90°	95°	105°	115°	125°	135°	145°	155°	165°	175°	180°
0°	1036.6	1036.6	1036.6	1036.6	1036.6	1036.6	1036.6	1036.6	1036.6	1036.6	1036.6
2.5°	1040.3	1023.7	990.7	964.9	937.4	917.1	898.8	878.5	865.7	867.5	854.7
5°	1040.3	1009.0	942.9	884.1	830.8	792.2	749.9	716.8	692.9	689.2	700.3
7.5°	1045.8	994.3	895.1	806.9	733.3	672.7	628.6	595.5	579.0	567.9	566.1
10°	1051.3	983.3	851.0	738.9	647.0	580.8	542.2	505.4	487.1	485.2	479.7
12.5°	1055.0	970.4	810.5	670.9	575.3	512.8	474.2	444.8	430.1	430.1	428.2
15°	1067.9	966.8	768.3	619.4	520.1	459.5	426.4	402.5	393.3	387.8	386.0
17.5°	1078.9	959.4	731.5	567.9	470.5	417.2	386.0	369.4	360.2	356.6	354.7
20°	1095.4	955.7	696.6	525.7	433.8	382.3	358.4	343.7	338.2	334.5	334.5
22.5°	1112.0	952.1	661.7	488.9	402.5	356.6	334.5	321.6	316.1	314.3	312.5
25°	1132.2	950.2	632.3	457.7	374.9	336.3	316.1	305.1	297.7	294.1	294.1
27.5°	1152.4	952.1	602.9	426.4	351.0	318.0	297.7	284.9	279.4	272.0	273.9
30°	1180.0	953.9	579.0	400.7	330.8	299.6	281.2	264.7	257.3	253.6	253.6
32.5°	1207.5	961.3	555.1	376.8	310.6	284.9	262.8	248.1	238.9	237.1	235.3
35°	1236.9	966.8	533.0	356.6	294.1	268.3	246.3	231.6	224.2	222.4	222.4
37.5°	1270.0	976.0	516.5	338.2	277.5	251.8	231.6	216.9	211.4	209.5	209.5
40°	1305.0	990.7	503.6	321.6	264.7	237.1	218.7	205.9	202.2	200.3	200.3
42.5°	1339.9	1003.5	492.6	308.8	251.8	224.2	209.5	196.7	191.1	191.1	191.1
45°	1373.0	1012.7	481.5	295.9	238.9	215.0	198.5	187.5	182.0	182.0	182.0
47.5°	1402.4	1021.9	465.0	283.0	226.1	202.2	189.3	178.3	172.8	172.8	172.8
50°	1433.6	1027.4	446.6	266.5	213.2	193.0	180.1	167.3	163.6	161.7	161.7
52.5°	1459.3	1027.4	422.7	250.0	198.5	180.1	169.1	158.1	152.6	148.9	148.9
55°	1477.7	1027.4	397.0	229.7	183.8	169.1	158.1	147.0	139.7	134.2	134.2
57.5°	1488.7	1021.9	367.6	205.9	169.1	154.4	147.0	134.2	119.5	108.4	104.8
60°	1479.6	1005.4	336.3	180.1	152.6	141.5	136.0	119.5	99.2	93.7	93.7
62.5°	1441.0	966.8	305.1	158.1	139.7	128.7	123.1	104.8	90.1	84.5	84.5
65°	1332.5	873.0	266.5	137.8	125.0	117.6	110.3	93.7	80.9	73.5	73.5
67.5°	1174.5	753.6	222.4	121.3	112.1	106.6	101.1	84.5	71.7	64.3	64.3
70°	952.1	608.4	189.3	106.6	99.2	95.6	90.1	77.2	62.5	57.0	57.0
72.5°	748.0	477.9	158.1	95.6	91.9	84.5	80.9	68.0	57.0	51.5	51.5
75°	556.9	356.6	139.7	84.5	84.5	75.4	73.5	60.7	49.6	45.9	45.9
77.5°	409.9	264.7	121.3	73.5	73.5	66.2	62.5	53.3	45.9	42.3	42.3
80°	277.5	180.1	90.1	55.1	55.1	53.3	49.6	45.9	38.6	34.9	33.1
82.5°	117.6	75.4	44.1	27.6	25.7	20.2	16.5	12.9	12.9	11.0	11.0
85°	20.2	9.2	9.2	7.4	5.5	5.5	5.5	3.7	3.7	3.7	3.7
87.5°	3.7	3.7	3.7	3.7	3.7	3.7	1.8	1.8	1.8	1.8	1.8
90°	0.0	0.0	0.0	0.0	0.0	0.0	0.0	0.0	0.0	0.0	0.0

LM-79-2019: Approved Method: Electrical and Photometric Measurements of Solid-
State Lighting Products

Report Prepared for

Cooper Lighting Solutions

Streetworks

Report Number: SP1-2407-157-6

Test Date: 08/07/2024

Luminaire Tested: MEM2-HTN-SA-40-750-U-5WQ-2

Data in this report applies to families of products including MEM2-HTN-SA-40-750-U-5WQ-2

Test Information

Test Method: LM-79-2019
 Report Number: SP1-2407-157-6
 Test Lab: COOPER LIGHTING SOLUTIONS
 Photometer: SP1 - 76IN SPHERE
 Measurement Geometry: 4π
 Issue Date: 08/20/2024
 Manufacturer: COOPER LIGHTING SOLUTIONS
 Product Line: Streetworks
 Catalog Number: **MEM2-HTN-SA-40-750-U-5WQ-2**
 Description: Epic Modern Light Square 40W 5WQ Optic and Flare Trim

Spectral Parameters

CCT (K): 5094
 CIE u': 0.2082
 CIE v': 0.4867
 Duv: 0.0032
 CIE x: 0.3430
 CIE y: 0.3564
 CIE z: 0.3006
 Peak Wavelength (nm): 451
 Dominant Wavelength (nm): 568
 Purity: 9.86439
 Rf: 73.7
 Rg: 93

CRI (Ra):	72.0		
R1:	68.6	R9:	-39.6
R2:	78.1	R10:	47.6
R3:	84.6	R11:	68.2
R4:	71.6	R12:	41.4
R5:	69.6	R13:	70.4
R6:	69.4	R14:	91.4
R7:	80.9	R15:	61.4
R8:	53.1		



Test Conditions

Stabilization Time: 20M
 Operation Time: 1H 20M
 Sphere Temperature (°C): 24.2

REPORT NUMBER: SP1-2407-157-6

Measurement and Test Equipment			
Instrument	Identification Number	Calibration Date	Calibration Due Date
Photometer	IN0058	6/18/2024	12/18/2024
Power Meter	INXT2011004	2/8/2024	2/8/2025
AC Power Source	IN0063	10/24/2023	10/24/2024
DC Power Source	IN0208	10/24/2023	10/24/2024
Sphere Thermometer	IN0085	10/24/2023	10/24/2024
Room Thermometer	IN0046	10/24/2023	10/24/2024

REPORT NUMBER: SP1-2407-157-6

CIE 1931 Chromaticity Diagram



CIE 1931 Chromaticity Diagram with 2017 ANSI 7-Step and 4-Step Quadrangles



Point lies inside the ANSI 5000K 4-step quadrangle

REPORT NUMBER: SP1-2407-157-6

Photopic Flux vs. Wavelength



Photopic Lumens: NR

λ (nm)	Power W [^] /nm	Lumens (φ/nm)	λ (nm)	Power W [^] /nm	Lumens (φ/nm)	λ (nm)	Power W [^] /nm	Lumens (φ/nm)	λ (nm)	Power W [^] /nm	Lumens (φ/nm)	λ (nm)	Power W [^] /nm	Lumens (φ/nm)
360	0	NR	490	114	NR	620	361	NR	750	9	NR	880	0	NR
365	0	NR	495	145	NR	625	326	NR	755	8	NR	885	0	NR
370	0	NR	500	197	NR	630	294	NR	760	7	NR	890	0	NR
375	0	NR	505	259	NR	635	261	NR	765	6	NR	895	0	NR
380	0	NR	510	319	NR	640	232	NR	770	5	NR	900	0	NR
385	0	NR	515	373	NR	645	204	NR	775	4	NR	905	0	NR
390	0	NR	520	414	NR	650	179	NR	780	4	NR	910	0	NR
395	1	NR	525	445	NR	655	157	NR	785	3	NR	915	0	NR
400	3	NR	530	465	NR	660	136	NR	790	3	NR	920	0	NR
405	5	NR	535	482	NR	665	118	NR	795	2	NR	925	0	NR
410	9	NR	540	493	NR	670	102	NR	800	2	NR	930	0	NR
415	18	NR	545	505	NR	675	87	NR	805	2	NR	935	0	NR
420	36	NR	550	515	NR	680	75	NR	810	2	NR	940	0	NR
425	72	NR	555	527	NR	685	65	NR	815	1	NR	945	0	NR
430	134	NR	560	540	NR	690	56	NR	820	1	NR	950	0	NR
435	242	NR	565	550	NR	695	48	NR	825	1	NR	955	0	NR
440	407	NR	570	557	NR	700	41	NR	830	1	NR	960	0	NR
445	684	NR	575	561	NR	705	35	NR	835	1	NR	965	0	NR
450	988	NR	580	559	NR	710	30	NR	840	1	NR	970	0	NR
455	828	NR	585	551	NR	715	26	NR	845	1	NR	975	0	NR
460	473	NR	590	537	NR	720	22	NR	850	1	NR	980	0	NR
465	333	NR	595	516	NR	725	19	NR	855	0	NR	985	0	NR
470	232	NR	600	491	NR	730	16	NR	860	0	NR	990	0	NR
475	146	NR	605	461	NR	735	14	NR	865	0	NR	995	0	NR
480	113	NR	610	429	NR	740	12	NR	870	0	NR	1000	0	NR
485	106	NR	615	395	NR	745	10	NR	875	0	NR			

REPORT NUMBER: SP1-2407-157-6

Scotopic Flux vs. Wavelength



Scotopic Lumens: NR

S/P: 1.81

λ (nm)	Power W [^] /nm	Lumens (φ/nm)	λ (nm)	Power W [^] /nm	Lumens (φ/nm)	λ (nm)	Power W [^] /nm	Lumens (φ/nm)	λ (nm)	Power W [^] /nm	Lumens (φ/nm)	λ (nm)	Power W [^] /nm	Lumens (φ/nm)
360	0	NR	490	114	NR	620	361	NR	750	9	NR	880	0	NR
365	0	NR	495	145	NR	625	326	NR	755	8	NR	885	0	NR
370	0	NR	500	197	NR	630	294	NR	760	7	NR	890	0	NR
375	0	NR	505	259	NR	635	261	NR	765	6	NR	895	0	NR
380	0	NR	510	319	NR	640	232	NR	770	5	NR	900	0	NR
385	0	NR	515	373	NR	645	204	NR	775	4	NR	905	0	NR
390	0	NR	520	414	NR	650	179	NR	780	4	NR	910	0	NR
395	1	NR	525	445	NR	655	157	NR	785	3	NR	915	0	NR
400	3	NR	530	465	NR	660	136	NR	790	3	NR	920	0	NR
405	5	NR	535	482	NR	665	118	NR	795	2	NR	925	0	NR
410	9	NR	540	493	NR	670	102	NR	800	2	NR	930	0	NR
415	18	NR	545	505	NR	675	87	NR	805	2	NR	935	0	NR
420	36	NR	550	515	NR	680	75	NR	810	2	NR	940	0	NR
425	72	NR	555	527	NR	685	65	NR	815	1	NR	945	0	NR
430	134	NR	560	540	NR	690	56	NR	820	1	NR	950	0	NR
435	242	NR	565	550	NR	695	48	NR	825	1	NR	955	0	NR
440	407	NR	570	557	NR	700	41	NR	830	1	NR	960	0	NR
445	684	NR	575	561	NR	705	35	NR	835	1	NR	965	0	NR
450	988	NR	580	559	NR	710	30	NR	840	1	NR	970	0	NR
455	828	NR	585	551	NR	715	26	NR	845	1	NR	975	0	NR
460	473	NR	590	537	NR	720	22	NR	850	1	NR	980	0	NR
465	333	NR	595	516	NR	725	19	NR	855	0	NR	985	0	NR
470	232	NR	600	491	NR	730	16	NR	860	0	NR	990	0	NR
475	146	NR	605	461	NR	735	14	NR	865	0	NR	995	0	NR
480	113	NR	610	429	NR	740	12	NR	870	0	NR	1000	0	NR
485	106	NR	615	395	NR	745	10	NR	875	0	NR			

REPORT NUMBER: SP1-2407-157-6

Melanopic Flux vs. Wavelength



Melanopic Lumens: NR

M/P: 3.73

λ (nm)	Power W [^] /nm	Lumens (φ/nm)	λ (nm)	Power W [^] /nm	Lumens (φ/nm)	λ (nm)	Power W [^] /nm	Lumens (φ/nm)	λ (nm)	Power W [^] /nm	Lumens (φ/nm)	λ (nm)	Power W [^] /nm	Lumens (φ/nm)
360	0	NR	490	114	NR	620	361	NR	750	9	NR	880	0	NR
365	0	NR	495	145	NR	625	326	NR	755	8	NR	885	0	NR
370	0	NR	500	197	NR	630	294	NR	760	7	NR	890	0	NR
375	0	NR	505	259	NR	635	261	NR	765	6	NR	895	0	NR
380	0	NR	510	319	NR	640	232	NR	770	5	NR	900	0	NR
385	0	NR	515	373	NR	645	204	NR	775	4	NR	905	0	NR
390	0	NR	520	414	NR	650	179	NR	780	4	NR	910	0	NR
395	1	NR	525	445	NR	655	157	NR	785	3	NR	915	0	NR
400	3	NR	530	465	NR	660	136	NR	790	3	NR	920	0	NR
405	5	NR	535	482	NR	665	118	NR	795	2	NR	925	0	NR
410	9	NR	540	493	NR	670	102	NR	800	2	NR	930	0	NR
415	18	NR	545	505	NR	675	87	NR	805	2	NR	935	0	NR
420	36	NR	550	515	NR	680	75	NR	810	2	NR	940	0	NR
425	72	NR	555	527	NR	685	65	NR	815	1	NR	945	0	NR
430	134	NR	560	540	NR	690	56	NR	820	1	NR	950	0	NR
435	242	NR	565	550	NR	695	48	NR	825	1	NR	955	0	NR
440	407	NR	570	557	NR	700	41	NR	830	1	NR	960	0	NR
445	684	NR	575	561	NR	705	35	NR	835	1	NR	965	0	NR
450	988	NR	580	559	NR	710	30	NR	840	1	NR	970	0	NR
455	828	NR	585	551	NR	715	26	NR	845	1	NR	975	0	NR
460	473	NR	590	537	NR	720	22	NR	850	1	NR	980	0	NR
465	333	NR	595	516	NR	725	19	NR	855	0	NR	985	0	NR
470	232	NR	600	491	NR	730	16	NR	860	0	NR	990	0	NR
475	146	NR	605	461	NR	735	14	NR	865	0	NR	995	0	NR
480	113	NR	610	429	NR	740	12	NR	870	0	NR	1000	0	NR
485	106	NR	615	395	NR	745	10	NR	875	0	NR			

Summary

$R_f = 73.7$
 $R_g = 93$
 $CIE R_a = 72.0$
 $R_9 = -39.6$



Color Vector Graphics



Individual Sample Fidelity Index ($R_{f,i}$)

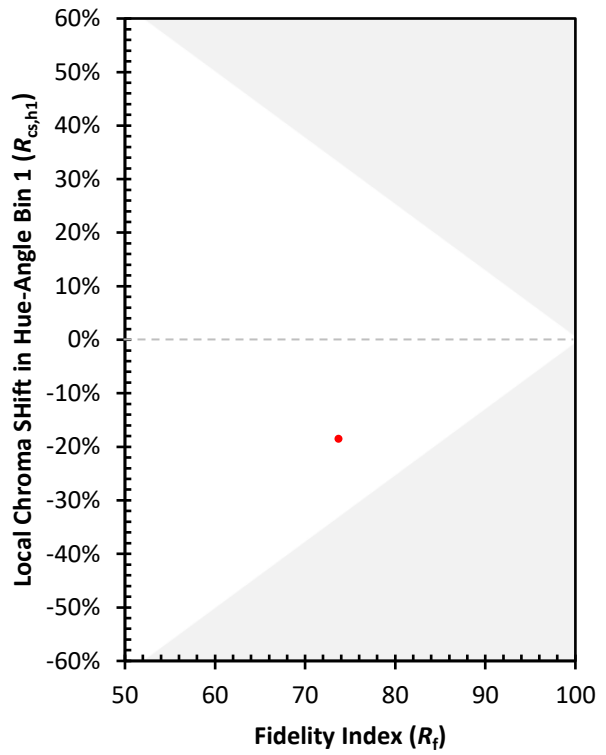
CES01 = 85	CES26 = 62	CES51 = 90	CES76 = 50
CES02 = 59	CES27 = 88	CES52 = 89	CES77 = 67
CES03 = 30	CES28 = 80	CES53 = 79	CES78 = 53
CES04 = 69	CES29 = 69	CES54 = 84	CES79 = 80
CES05 = 46	CES30 = 88	CES55 = 83	CES80 = 77
CES06 = 50	CES31 = 72	CES56 = 74	CES81 = 78
CES07 = 38	CES32 = 62	CES57 = 73	CES82 = 90
CES08 = 38	CES33 = 82	CES58 = 73	CES83 = 90
CES09 = 29	CES34 = 69	CES59 = 86	CES84 = 85
CES10 = 72	CES35 = 83	CES60 = 88	CES85 = 77
CES11 = 56	CES36 = 87	CES61 = 82	CES86 = 75
CES12 = 61	CES37 = 78	CES62 = 81	CES87 = 76
CES13 = 41	CES38 = 98	CES63 = 73	CES88 = 81
CES14 = 74	CES39 = 96	CES64 = 63	CES89 = 72
CES15 = 70	CES40 = 91	CES65 = 60	CES90 = 80
CES16 = 46	CES41 = 96	CES66 = 56	CES91 = 71
CES17 = 49	CES42 = 79	CES67 = 53	CES92 = 58
CES18 = 55	CES43 = 78	CES68 = 63	CES93 = 74
CES19 = 71	CES44 = 99	CES69 = 72	CES94 = 52
CES20 = 63	CES45 = 86	CES70 = 55	CES95 = 64
CES21 = 85	CES46 = 85	CES71 = 46	CES96 = 76
CES22 = 77	CES47 = 89	CES72 = 82	CES97 = 86
CES23 = 91	CES48 = 80	CES73 = 45	CES98 = 76
CES24 = 90	CES49 = 83	CES74 = 90	CES99 = 62
CES25 = 71	CES50 = 89	CES75 = 48	



Color Rendition by Hue-Angle Bin



Measure Comparisons



(END OF REPORT)